

TECHNICAL INFORMATION

This new TV audio-video transmitter is an excellent broadcast solution for small TV stations, monitoring or experiments. It is fully synthesized and broadband for **UHF channels 14- 69 NTSC**. Power output is 1000 mW / 50 ohms. Video level is adjustable. It has built-in power supply 115V.



- ◆ **A class Power Amplifier**
- ◆ **1 Wps Out**
- ◆ **Broadband (470-860 MHz)**
- ◆ **Easy maintenance**
- ◆ **Strong mechanical structure**

TECHNICAL SPECIFICATIONS

Electrical Data

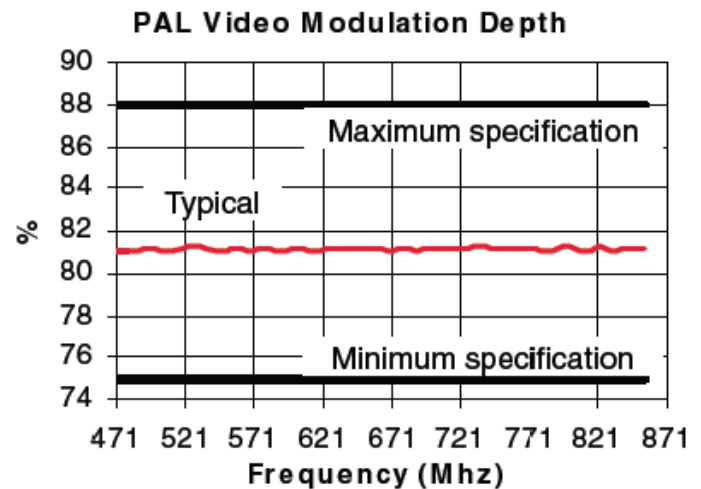
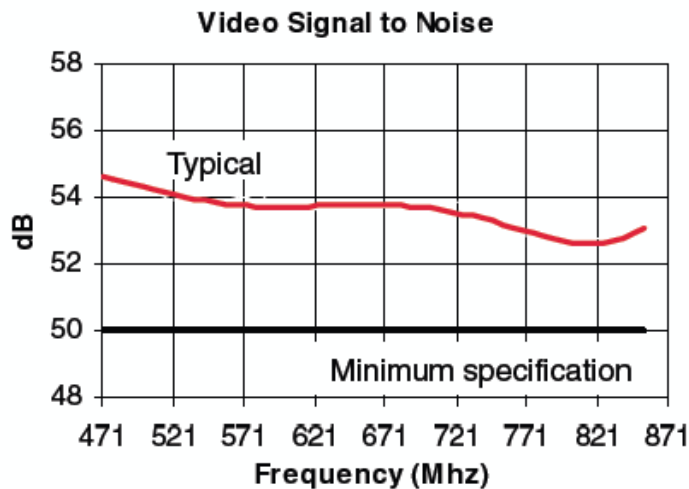
TV UHF channels:	CH14- CH69
Video input connectors:	BNC
Input impedance:	75 ohm (video camera)
audio input:	RCA 300 mV
AC power:	115 V
RF power output:	1000 mW +- 15%
Output impedance:	50 ohms
Broadcasting picture quality:	Yes
Range:	Up to 5000 ft with a high gain antenna
Frequency setting:	Internal
Channels::	CH 14-69
Low video distortion:	Yes
Excellent VSWR:	< 1.25
Output connector:	BNC

AVTV-69

PLL TV TRANSMITTER FOR ALL UHF TV CHANNELS

Video Characteristics

Parameter	Test Conditions	Min	Typ	Max	Unit
Video bandwidth	Reference 0 dB at 100 KHz, measured at 5MHz.	-1.5	-0.8	-	dB
Video input level	75 Ohm load	-	-	1.5	Vcvbs
Video input current		-	0.2	1	μ A
Video input impedance		500	-	-	K Ω
Peak White Clip	PWC bit set to 1.	110	114	118	%
Video S/N	Using CCIR Rec. 567 weighting filter	50	53	-	dB
	Unweighted .	45	-	-	
Differential Phase	CCIR Test Line 330, worst case from the first 4 steps out of 5.	-5	-	5	deg
Differential Gain	CCIR Test Line 310, worst case from the first 4 steps out of 5.	-5	-	5	%
Luma/Sync ratio	Input ratio 7.0:3.0	6.8/3.2	-	7.2/2.8	-
Video modulation depth		75	81	88	%



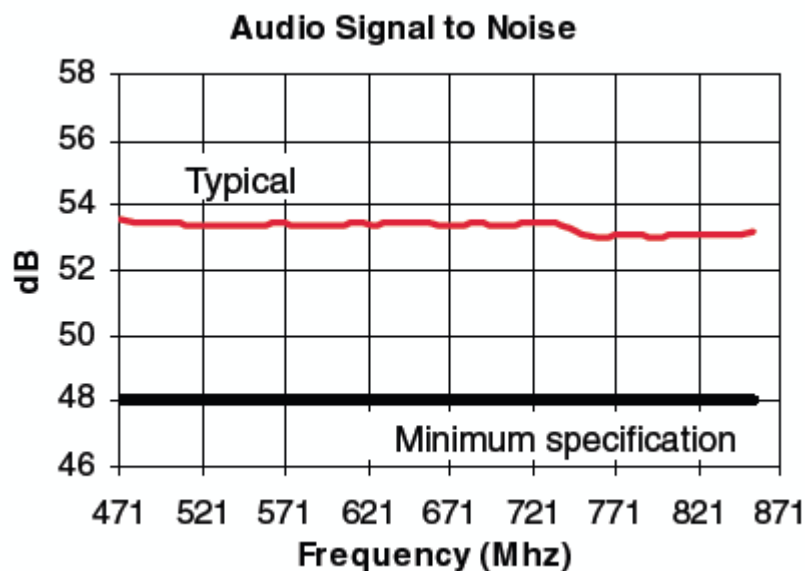
Typical performances

AVTV-69

PLL TV TRANSMITTER FOR ALL UHF TV CHANNELS

Audio Characteristics

Parameter	Test Conditions	Min	Typ	Max	Unit
Picture-to-Sound ratio		13.9	16.12	19.15	dB
Audio modulation depth	FM modulation: Fs=5.5, 6 or 6.5 MHz 100% modulation=±50 KHz FM deviation	-	80	-	%
	FM modulation: NTSC Fs=4.5 MHz 100% modulation=±25 kHz FM deviation	-	80	-	%
Audio input resistance		45	53	61	KΩ
Audio Frequency response	Reference 0 dB at 1 KHz, using specified pre-emphasis circuit, measure from 50Hz to 15 KHz	-2.5	-	+2	dB
Audio Distortion FM (THD only)	at 1 KHz, 100% modulation (±50 KHz) No Video.	-	0.4	2	%
Audio S/N with Sync Buzz FM		48	53	-	dB



Typical performances